



DRIVE ON DOCKS

7.2m Drive on Docks

PLEASE NOTE - THE CONFIGURATION SHOWN
CAN BE INCREASED OR REDUCED
BY ANY NUMBER OF FLOATS (19" / 0.483m EACH)

VERSA DOCK INTERNATIONAL LTD

80 Southampton Rd, Lyminster, SO41 9GZ, UK

scott@versadockuk.com

Tel: +44 (0) 1590 683 500

option 1


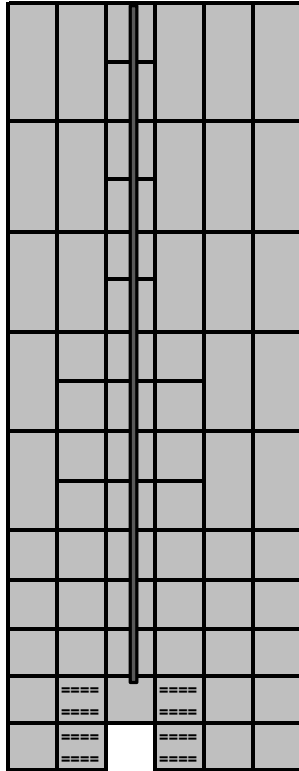
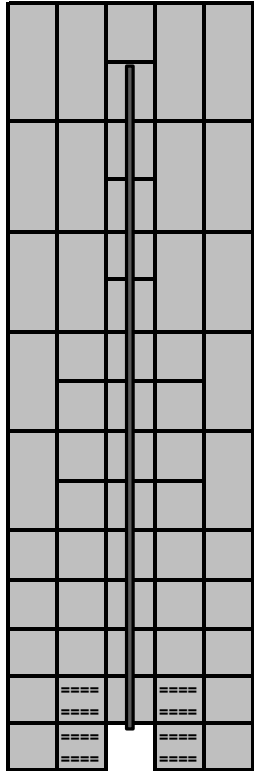
width 7.9ft/2.4m

option 2





width 9.5ft/2.9m

option 3

width 11.1ft/3.4m



LEGEND

-  Double Full Float
-  Full Float
-  V Float
-  V Float (Flat side upwards)

- ## full float
- ## v-float
- ## double float
- ## connecting pins
- ## ELC
- ## Sliding nuts
- 8 Spacer discs
- 3 Rings
- # 2 stiffening beams
- # POA

- ## full float
- ## v-float
- ## double float
- ## connecting pins
- ## ELC
- ## Sliding nuts
- ## Spacer discs
- 3 Rings
- # 2 stiffening beams
- # POA

- 35 full float
- 17 v-float
- 26 double float
- 56 connecting pins
- 56 ELC
- 112 Sliding nuts
- 12 Spacer discs
- 3 Rings
- # 2 stiffening beams
- # POA